

INDEX

Sr. No.	Particulars	Page No.
1	Balance Sheet 2010-2011	1
2	Income and Expenditure Account 2010-2011	2
3	Schedules 1 Capital Fund	3
	2 Reserve and Surplus	4
	3 Earmarked / Endowment Fund	5
	4 Secured Loans and Borrowings	6
	5 Unsecured Loans and Borrowings	7
	6 Deferred Credit Liabilities	7
	7 Current Liabilities and Provisions	8
	8 Fixed Assets	9
	9 Investments – Earmarked / Endowment Funds	10
	10 Investments - Earmarked / Endowment Funds	11
	11 Current Assets, Loans, Advances	12
	12 Income From Sales / Service	13
	13 Grants / Subsidies	13
	14 Fees / Subscriptions	14
	15 Income From Investments	15
	16 Income From Royalty, Publication Etc.	16
	17 Interest Earned	16
	18 Other Income	17
	19 Increase / (Decrease) In Stock of Finished Goods & Work In Progress	17
	20 Establishment Expenses	18
	21 Other Administrative Expenses	19
	22 Expenditure On Grants, Subsidies Etc	20
	23 Interest	20
6	Significant Accounting Policies	21-22
7	Contingent Liabilities & Notes to Accounts	23
4	Receipts & Payments 2012-13	24-25
5	Details Of Fixed Deposits	26

Name of Entity : NATIONAL INSTITUTE OF TECHNOLOGY, UTTARAKHAND
BALANCE SHEET AS AT 31ST MARCH, 2011

CORPUS/CAPITAL FUND AND LIABILITIES	Schedule	Current Year	Previous Year
CORPUS/CAPITAL FUND	1	2109063.00	0.00
RESERVES AND SURPLUS	2	0.00	0.00
EARMARKED/ENDOWMENT FUNDS	3	31738485.00	0.00
SECURED LOANS AND BORROWINGS	4	0.00	0.00
UNSECURED LOANS AND BORROWINGS	5	0.00	0.00
DEFERRED CREDIT LIABILITIES	6	3869814.00	0.00
CURRENT LIABILITIES AND PROVISIONS	7	1877389.00	0.00
TOTAL		39594751.00	0.00
ASSETS			
FIXED ASSETS	8	3869814.00	0.00
INVESTMENTS - FROM EARMARKED/ENDOWMENT FUNDS	9	600000.00	0.00
INVESTMENTS - OTHERS	10	0.00	0.00
CURRENT ASSETS, LOANS, ADVANCES ETC.	11	29724937.00	0.00
TOTAL		39594751.00	0.00

m.v.N

Director

Name of Entity : NATIONAL INSTITUTE OF TECHNOLOGY, UTTARAKHAND
 INCOME AND EXPENDITURE ACCOUNT FOR THE YEAR ENDED 31ST MARCH, 2011

	Schedule	Current Year	Previous Year
INCOME			
Income from Sales/Services	12	0.00	0.00
Grants/Subsidies	13	0.00	0.00
Fees/Subscriptions	14	5840877.00	0.00
Income From Investments (Income on Invest. From earmarked/endow. Funds transferred to Funds)	15	0.00	0.00
Income from Royalty, Publication etc.	16	0.00	0.00
Interest Earned	17	0.00	0.00
Other Income	18	42938.00	0.00
Increase/(decrease) in stock of Finished goods and works-in-progress	19	0.00	0.00
TOTAL (A)		5893815.00	0.00
EXPENDITURE			
Establishment Expenses	20	2515493.00	0.00
Other Administrative Expenses	21	1259259.00	0.00
Expenditure on Grants, Subsidies etc.	22	0.00	0.00
Interest	23	0.00	0.00
TOTAL (B)		3774752.00	0.00
Balance being excess of Income over Expenditure (A-B)		2109063.00	0.00
BALANCE BEING SURPLUS/(DEFICIT) CARRIED TO CAPITAL FUND		2109063.00	0.00
SIGNIFICANT ACCOUNTING POLICIES	24		
CONTINGENT LIABILITIES AND NOTES ON ACCOUNTS	25		

M. N.

Director

Name of Entity : NATIONAL INSTITUTE OF TECHNOLOGY, UTTARAKHAND
SCHEDULE FORMING PART OF BALANCE SHEET AS AT 31ST MARCH, 2011

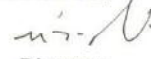
	Current Year		Previous Year	
SCHEDULE 1 CAPITAL FUND				
1.1 CAPITAL FUND	2109063.00		0.00	
TOTAL	2109063.00		0.00	



Director

Name of Entity : NATIONAL INSTITUTE OF TECHNOLOGY, UTTARAKHAND
 SCHEDULE FORMING PART OF BALANCE SHEET AS AT 31ST MARCH, 2011

SCHEDULE 2 - RESERVE AND SURPLUS:	Current Year		Previous Year	
1. Capital Reserve:				
As per last Account	0.00		0.00	
Addition during the year	0.00		0.00	
Less: Deductions during the year	0.00	0.00	0.00	0.00
2. Revaluation Reserve:				
As per last Account	0.00		0.00	
Addition during the year	0.00		0.00	
Less: Deductions during the year	0.00	0.00	0.00	0.00
3. Special Reserve:				
As per last Account	0.00		0.00	
Addition during the year	0.00		0.00	
Less: Deductions during the year	0.00	0.00	0.00	0.00
4. General Reserve:				
As per last Account	0.00		0.00	
Addition during the year	0.00		0.00	
Less: Deductions during the year	0.00	0.00	0.00	0.00
TOTAL		0.00		0.00


 Director

Name of Entity : NATIONAL INSTITUTE OF TECHNOLOGY, UTTARAKHAND
 SCHEDULE FORMING PART OF BALANCE SHEET AS AT 31ST MARCH, 2011

SCHEDULE 3 - EARMARKED/ENDOWMENT FUNDS	CURRENT YEAR			TOTAL (3.1+3.2+3.3)
	PLAN GRANT RESERVE FUND 3.1	OTHER FUNDS 3.2	CORPUS FUND 3.3	
a) Opening balance of the funds	0	0	0	0
Total (a)	0	0	0	0
b) Additions to the Funds:				
i. Grants/Additions received during the year	39000000.00	0.00	0.00	39000000.00
ii. Income from Investments made on a/c of funds	59238.00	0.00	0.00	59238.00
iii. Other additions (specify nature)	0.00	407250.00	280000.00	687250.00
Total (b)	39059238.00	407250.00	280000.00	39746488.00
TOTAL (a+b)	39059238.00	407250.00	280000.00	39746488.00
c) Utilisation/Expenditure towards objectives of funds				
i. Capital Expenditure				
- Fixed Assets	4205751.00	0.00	0.00	4205751.00
- Others				
Total	4205751.00	0.00	0.00	4205751.00
ii. Revenue Expenditure				
- Salaries, Wages and allowances etc./ Stipend	3774752.00	0.00	0.00	3774752.00
- Rent	0.00	0.00	0.00	0.00
- Other administrative expenses		21500.00	6000.00	27500.00
Total	3774752.00	21500.00	6000.00	3802252.00
iii. Deduction from the fund				
Expenses on the object of the Fund				
Interest on GPF & Others				
GPF Advances/Final Settlements, etc.				
Others				
Total	0.00	0.00	0.00	0.00
TOTAL (c)	7980503.00	21500.00	6000.00	8008003.00
NET BALANCE AS AT THE YEAR-END (a+b-c)	31078735.00	385750.00	274000.00	31738485.00

Handwritten signature

DIRECTOR

Name of Entity : NATIONAL INSTITUTE OF TECHNOLOGY, UTTARAKHAND
 SCHEDULE FORMING PART OF BALANCE SHEET AS AT 31ST MARCH, 2011

SCHEDULE 4 - SECURED LOANS AND BORROWINGS:		Current Year	Previous Year
1. Central Government		0.00	0.00
2. State Government (Specify)		0.00	0.00
3. Financial Institutions			
a) Term Loans	0.00	0.00	0.00
b) Interest accrued and due	0.00	0.00	0.00
4. Banks:			
a) Term Loans			
- Interest accrued a.r.d due	0.00	0.00	0.00
b) Other Loans (Specify)			
- Interest accrued and due	0.00	0.00	0.00
5. Other Institutions and Agencies		0.00	0.00
6. Debentures and Bonds		0.00	0.00
7. Others (Specify)		0.00	0.00
TOTAL		0.00	0.00
		0.00	0.00

m-10

Director

Name of Entity : NATIONAL INSTITUTE OF TECHNOLOGY, UTTARAKHAND
 SCHEDULE FORMING PART OF BALANCE SHEET AS AT 31ST MARCH, 2011

SCHEDULE 5 - UNSECURED LOANS AND BORROWINGS:		
	Current Year	Previous Year
1. Central Government	0.00	0.00
2. State Government (Specify)	0.00	0.00
3. Financial Institutions		
a) Term Loans	0.00	0.00
b) Interest accrued and due	0.00	0.00
4. Banks:		
a) Term Loans	0.00	0.00
b) Other Loans (Specify)	0.00	0.00
5. Other Institutions and Agencies	0.00	0.00
6. Debentures and Bonds	0.00	0.00
7. Others (Specify)	0.00	0.00
TOTAL	0.00	0.00
Note: amounts due within one year		

SCHEDULE 6 - DEFERRED CREDIT LIABILITIES:		
	Current Year	Previous Year
DEFERRED CREDIT LIABILITIES		
	3869814.00	0.00
		0.00
TOTAL	3869814.00	0.00

ms. N

Director

Name of Entity : NATIONAL INSTITUTE OF TECHNOLOGY, UTTARAKHAND
 SCHEDULE FORMING PART OF BALANCE SHEET AS AT 31ST MARCH, 2011

SCHEDULE 7(A) - CURRENT LIABILITIES AND PROVISIONS		Current Year	Previous Year
CURRENT LIABILITIES			
7	Current Liabilities		
	7.03 CAUTION MONEY	357000.00	
	7.04 FEES RECEIVED IN ADVANCE	965775.00	
	7.05 FEES REFUND (EDUCATION LOAN)		
	7.06 HOSTEL SECURITY	174250.00	
	7.09 STALE CHEQUE	1705.00	
	7.10 EXPENSES PAYABLE	378658.00	
	TOTAL	1877389.00	0.00

(Signature)

Director

Name of Entity : NATIONAL INSTITUTE OF TECHNOLOGY, UTTARAKHAND
 SCHEDULE FORMING PART OF BALANCE SHEET AS AT 31ST MARCH, 2011
 SUMMARY OF SCH 8

DESCRIPTION	GROSS BLOCK					DEPRECIATION (A.S.6)				NET BLOCK	
	Cost/ Valuation as at beginning of the year	Additions during the year	Deductions during the year	Cost/ Valuation at the year end [A]	As at the beginning of the year	On Additions during the year	On Deductio ns during the year	Total up to the year end [B]	As at the Current year [A-B]	As at the Previous year	
A. FIXED ASSETS:											
B.A.01 EQUIPMENT (ACADEMIC) 40%		23901.00	0.00	23901.00	0.00	3783.00	0.00	3783.00	20118.00	0.00	
B.A.02 EQUIPMENT (GEIGER BOYS HOSTEL) 40%		13334.00	0.00	13334.00	0.00	244.00	0.00	244.00	12890.00	0.00	
B.A.03 EQUIPMENT (GUTS HOSTEL, SE. GER) 40%		43000.00	0.00	43000.00	0.00	433.00	0.00	433.00	12567.00	0.00	
B.A.04 EQUIPMENT (HOSTEL) 40%		37330.00	0.00	37330.00	0.00	3882.00	0.00	3882.00	33548.00	0.00	
B.A.05 EQUIPMENT (PHYSICS LAB) 40%		270234.00	0.00	270234.00	0.00	53600.00	0.00	53600.00	216634.00	0.00	
B.A.06 EQUIPMENTS (ELECTRONIC LAB) 40%		36042.00	0.00	36042.00	0.00	60074.00	0.00	60074.00	300368.00	0.00	
B.A.07 EQUIPMENTS (CHEMISTRY LAB) 40%		376400.00	0.00	376400.00	0.00	37640.00	0.00	37640.00	338760.00	0.00	
B.B.01 FURNITURE & FITTINGS (LABRAT USE) 25%		14470.00	0.00	14470.00	0.00	2111.00	0.00	2111.00	12359.00	0.00	
B.B.02 FURNITURE & FITTINGS (LABRAT USE) 25%		153140.00	0.00	153140.00	0.00	2042.00	0.00	2042.00	152098.00	0.00	
B.B.03 FURNITURE & FITTINGS (MESS) 25%		68662.00	0.00	68662.00	0.00	8890.00	0.00	8890.00	59772.00	0.00	
B.B.04 FURNITURE & FITTINGS (ACADEMIC) 25%		131726.00	0.00	131726.00	0.00	54810.00	0.00	54810.00	128396.00	0.00	
B.B.05 FURNITURE & FITTINGS (ADM OFFICE) 25%		83877.00	0.00	83877.00	0.00	54907.00	0.00	54907.00	78995.00	0.00	
B.B.06 FURNITURE & FITTINGS (COMPUTER LAB) 25%		14500.00	0.00	14500.00	0.00	2115.00	0.00	2115.00	12385.00	0.00	
B.C COMPUTER & PERIPHERALS 40%		4055.00	0.00	4055.00	0.00	4701.00	0.00	4701.00	39354.00	0.00	
B.D LIBRARY BOOKS, 50%		490852.00	0.00	490852.00	0.00	57262.00	0.00	57262.00	433590.00	0.00	
B.E PLANT & MACHINERY 40%		167433.00	0.00	167433.00	0.00	11213.00	0.00	11213.00	156220.00	0.00	
TOTAL	0	4205751.00	0.00	4205751.00	0.00	335987.00	0.00	335987.00	3069814.00	0.00	

22-10

DIRECTOR

Name of Entity : NATIONAL INSTITUTE OF TECHNOLOGY, UTTARAKHAND
 SCHEDULE FORMING PART OF BALANCE SHEET AS AT 31ST MARCH, 2011

SCHEDULE 9 (A) - INVESTMENTS FROM FARMARKED/ENDOWMENT FUNDS	Current Year		Previous Year	
F.D.R.A/C No.31631174129	1000000.00		0.00	
F.D.R.A/C No.31631178996	1000000.00		0.00	
F.D.R.A/C No.31631182131	1000000.00		0.00	
F.D.R.A/c No.31631188575	1000000.00		0.00	
F.D.R.A/C No.31631192648	1000000.00			
F.D.R.A/C No.31631195785	1000000.00		0.00	
TOTAL	6000000.00		0.00	

m. N

Director

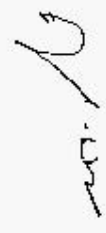
Name of Entity : NATIONAL INSTITUTE OF TECHNOLOGY, UTTARAKHAND
 SCHEDULE FORMING PART OF BALANCE SHEET AS AT 31ST MARCH, 2011

SCHEDULE 11(A) - CURRENT ASSETS, LOANS, ADVANCES	Current Year		Previous Year
11 CURRENT ASSETS			
11.B. SUNDRY DEBTORS			
11.B.01 Security (Telephone BSNL)	2,000.00	2,000.00	
11.C CASH			
11.C.01 Cash in Hand	560.00	560.00	
11.D BANK ACCOUNTS			
11.D.01 S.B.I. NIT UTTARKHAND A/C NO. 31091775379	(324,801.00)		
11.D.02 CLTD A/C 31516379388	1943145.00		
11.D.03 CLTD A/C 31516379559	2003145.00		
11.D.04 CLTD A/C 31516379854	1001571.00		
11.D.05 CLTD A/C 31516382937	10015727.00		
11.D.06 CLTD A/C NO. 31516382472	10015727.00		
11.D.09 CLTD A/C 31516379048	5007863.00		
11.D.10 REC.FDR A/c No.1209	60000.00	29,722,377.00	
Total		29,724,937.00	

(Signature)
 Director

Name of Entity : NATIONAL INSTITUTE OF TECHNOLOGY, UTTARAKHAND
 SCHEDULE FORMING PART OF INCOME AND EXPENDITURE FOR THE YEAR ENDED 31ST MARCH, 2011

SCHEDULE 14 - FEES/SUBSCRIPTIONS	Current Year	Previous Year
14.01 FEES		
14.01.01 TUITION FEES	1403275.00	
14.01.02 LATE FEES	4500.00	
14.01.03 SEAT RENT	98750.00	1506525.00
14.02 HOSTEL FEES		
14.02.02 HOSTEL CHARGES	293500.00	
14.22 WATCH & WARD	213000.00	506500.00
14.03 PLAN GRANT REV. APPROPRIATION	3774752.00	
14.04 TENDER / REG. FEES	53100.00	
Total	5,840,877.00	0



Director

Name of Entity : NATIONAL INSTITUTE OF TECHNOLOGY, UTTARAKHAND
SCHEDULE FORMING PART OF INCOME AND EXPENDITURE FOR THE YEAR ENDED 31ST MARCH, 2011

	Current Year	Previous Year
SCHEDULE 15 - INCOME FROM INVESTMENTS		
TOTAL	0.00	0.00



Director

Name of Entity : NATIONAL INSTITUTE OF TECHNOLOGY, UTTARAKHAND
 SCHEDULE FORMING PART OF INCOME AND EXPENDITURE FOR THE YEAR ENDED 31ST MARCH, 2011

SCHEDULE 16 - INCOME FROM ROYALTY, PUBLICATION ETC.	CURRENT YEAR	PREVIOUS YEAR
TOTAL	0.00	0.00

SCHEDULE 17 - INTEREST EARNED	CURRENT YEAR	PREVIOUS YEAR
TOTAL	0.00	0.00




Director

Name of Entity : NATIONAL INSTITUTE OF TECHNOLOGY, UTTARAKHAND
 SCHEDULE FORMING PART OF INCOME AND EXPENDITURE FOR THE YEAR ENDED 31ST MARCH, 2011

SCHEDULE 18 - OTHER INCOME	CURRENT YEAR	PREVIOUS YEAR
18.01 INTEREST MOD A/C	38,908.00	0.00
18.02 MISC INCOME	4,030.00	0.00
TOTAL	42,938.00	0.00

SCHEDULE 19 - INCREASE/(DECREASE) IN STOCK OF FINISHED GOODS &	CURRENT YEAR	PREVIOUS YEAR
TOTAL	0.00	0.00



Director

Name of Entity : NATIONAL INSTITUTE OF TECHNOLOGY, UTTARAKHAND
 SCHEDULE FORMING PART OF INCOME AND EXPENDITURE FOR THE YEAR ENDED 31ST MARCH, 2013

DIRECT EXPENSES	CURRENT YEAR	PREVIOUS YEAR
SCHEDULE 20 - ESTABLISHMENT EXPENSES		
20 SALARY / HONORARIUM		
20.01 SALARY (TEACHING STAFF)	1366309.00	
20.02 SALARY (NON TEACHING STAFF)	829604.00	
20.03 HONORARIUM EXPERT	6000.00	
20.04 SALARY D GROUP EMPLOYEE.	313580.00	
TOTAL	2515493.00	0.00



Director

Name of Entity : NATIONAL INSTITUTE OF TECHNOLOGY, UTTARAKHAND
 SCHEDULE FORMING PART OF INCOME AND EXPENDITURE FOR THE YEAR ENDED 31 ST MARCH, 2011

DIRECT EXPENSE		CURRENT YEAR	PREVIOUS
SCHEDULE 2A - OTHER ADMINISTRATIVE EXPENSES (A)			
21	DEPARTMENTAL OPERATING EXP.		
21.01	ADVERTISMENT & PUBLICITY	42211.00	3.00
21.02	CONINGENCIES	139456.00	3.00
21.03	DEPARTMENTAL OPERATING COST	57604.00	0.00
21.04	ELECTRICITY CHARGES	13943.00	0.00
21.05	Exp. Sports Items	31697.00	0.00
21.06	HEALTH CENTER	3463.00	0.00
21.07	HOSPITALITY	3152.00	0.00
21.08	HOSTEL MAINTENANCE	845.00	0.00
21.09	Maintenance of Campus	6860.00	0.00
21.10	Maintenance of Computer	39153.00	0.00
21.11	Maintenance of Electrical Fitting	39579.00	0.00
21.12	Maintenance Of Guest House	2,175.00	0.00
21.13	Maintenance Of Hostel Building	19102.00	0.00
21.14	NEWS PAPER, MAGAZINE EXP.	4550.00	0.00
21.15	OFFICE MAINTENANCE EXP.	1100.00	0.00
21.16	Postage & Courier	515.00	0.00
21.17	PRINTING & STATIONERY	95020.00	0.00
21.18	Professional Charges	834.00	0.00
21.19	TA Member	54977.00	0.00
21.20	TA STAFF	523022.00	0.00
21.21	TELEPHONE CHARGES	87855.00	0.00
21.23	WATER CHARGES	14145.00	0.00
21.50	TRAVELLING ALLOWANCE	57991.00	0.00
		1259247.00	0.00
TOTAL (A)		1,259,247.00	
INDIRECT EXPENSES (B)			
21.3.01	BANK CHARGES	2.00	0
TOTAL (B)		12.00	0.00
TOTAL (A + B)		1,259,259	0.00

Director

Name of Entity : NATIONAL INSTITUTE OF TECHNOLOGY, UTTARAKHAND
 SCHEDULE FORMING PART OF INCOME AND EXPENDITURE FOR THE YEAR ENDED 31ST MARCH, 2011

SCHEDULE 22 - EXPENDITURE ON GRANTS, SUBSIDIES ETC.,	CURRENT YEAR	PREVIOUS YEAR
TOTAL	0.00	0.00

SCHEDULE 23 - INTEREST	CURRENT YEAR	PREVIOUS YEAR
TOTAL	0.00	0.00

m. N

Director

NATIONAL INSTITUTE OF TECHNOLOGY, UTTARAKHAND

SCHEDULE FORMING PART OF BALANCE SHEET AND INCOME AND EXPENDITURE ACCOUNT FOR THE YEAR
ENDING ON 31ST MARCH 2011

SCHEDULE 24 – SIGNIFICANT ACCOUNTING POLICIES:

1. Accounting convention

The financial statements are prepared under the historical cost convention and on the basis of generally accepted Accounting principles in India. Accounts are maintained on accrual system of accounting.

2. Revenue recognition

- a) Fees received are accounted on day to day basis and recognized only when there is no uncertainty attached.
- b) Interest on deposits is accounted for on as received basis.
- c) Grant in aid received for Capital and Revenue purposes are recognized on as and when received and is accounted as Earmarked Fund.

3. Grant-in Aid

The grant sanctioned is received in terms of GFR 211 and 212(1) Note 2 there-under and appropriated towards creation of assets and operational and maintenance (revenue) purposes. Grant for acquisition of fixed assets is recognized by capital approach and presented as capital grant in financial statements. The value of assets acquired out of Plan Grant is accounted as Deferred Credit liability as per AS 12. The amount equal to the Operation and maintenance expenditure is recognized as Revenue receipt and taken to Income and expenditure.

4. Fixed Assets

The gross book value of Fixed Assets are revalued and computed in terms Accounting Standard 10 (AS – 10).

5. Depreciation

The Depreciation as per Accounting Standard 6 (AS – 6) is provided at written down method and at historical cost. Depreciation is applied to the related Asset at the rate as per AS 6. Percentage of interest is shown in Schedule 8 against each Asset. Depreciation amount is transferred to Deferred Credit Liability. The effect of Depreciation on surplus / deficit for the year is thus nil.

6. Investments : Institute has invested the temporary surplus money keeping the directives and the guidelines provided by the Govt. of India, Ministry of Human Resource Development on the subject. Investments are stated at cost.

GARHWAL, UTTARAKHAND

(H T THORAT)
Director

NATIONAL INSTITUTE OF TECHNOLOGY, Uttarakhand
SCHEDULE FORMING PART OF BALANCE SHEET AND INCOME AND EXPENDITURE ACCOUNT FOR THE YEAR
ENDING ON 31ST MARCH 2011

SCHEDULE 25- CONTINGENT LIABILITIES

Schedule 1 Capital fund -

Surplus of Income and Expenditure of the year is transferred and depicted as Capital Fund.

Schedule 3.1 Plan Grant Reserve Fund:

As grant in aid is given for both creation of Assets and also for Salary and Non Salary expenditure grant received is accounted as Plan Grant Reserve Fund and is held as Earmarked Fund. This account indicates, receipt during the year, interest if any generated on the receipt side and on the expenditure side expenditure incurred on creation of Capital Assets and Revenue expenditure on account of Salaries and Non-Salary expenditure is shown and the net unspent balance is arrived.

Schedule 3.2 Other Funds :

- (a) This Fund contains amounts received for Student related activities created from Fees received from the Students.
- (b) The fees received from students as alumni fees are also accounted under "other funds" and treated as Earmarked Fund.

Schedule 3.3 Corpus Fund :

This fund is in the nature of Endowment Fund created out of Fees of Capital nature and other designated and set aside funds. This fund will be administered as per Guidelines.

NOTES ON ACCOUNT

No significant contingent liability is noticed. Therefore no provision is made for contingent Liability

DEPRECIATION :

Depreciation is charged to Assets at rates laid down in Accounting Standards 6 and transferred to Plan grant Asset Account. Thus Plan Grant Asset accounts for all plan grant expenditure is shown as credit balance reduced to the extent. Depreciation is applied as per Accounting Standard 1 and Accounting Standard 12. There is no effect of Depreciation on the Surplus / Deficit for the year. Besides, value of assets created out of Plan Grant account as reduced by Depreciation matches with the Plan Grant Asset account.

As an accounting practice, Assets received after the 15th of a month is depreciated from the ensuing month and those received prior to 15th of a month is depreciated even if the number of days are less than a full month.

ASSETS ACCOUNTING :

Assets procured which has a life of more than 3 years and of the value of Rs.10,000.00 only is accounted as assets and is treated as Capital Assets. Assets costing less than Rs.10,000 even if the same has more than 3 years life expectancy is treated as Revenue Expenditure and charged to Income and Expenditure.

Repairs/Renewals to Assets costing less than Rs.25,000 even if the same results in the extension of life and enhances performance will be treated as Revenue Expenditure and charged to Income and Expenditure. Such expenditure exceeding Rs.25,000 which extends life of the Assets and enhances performance will be treated as Capital Expenditure and Accounted as such.

GARHWAL, UTTARAKHAND

(H T THORAT)
Director

NATIONAL INSTITUTE OF TECHNOLOGY UTTARAKHAND
SUMARI - SRINAGAR

RECEIPTS & PAYMENT FOR THE YEAR ENDED ON 31ST MARCH 2011

		(Amount - Rs.)			
RECEIPTS	Current Year	Previous Year	PAYMENTS	Current Year	Previous Year
I <u>Open no Balance</u>			<u>Expenses</u>		
a) <u>Cash in hand</u>			a) <u>Establishment Expenses</u>	2028623.00	
b) <u>Bank Balance</u>			b) <u>Administrative Expenses</u>	1236803.00	
II <u>Grants Received</u>			II <u>Payments made against funds</u>		
a) <u>From Government of India</u>	3900000.00		<u>for various project</u>		
<u>Plan Grant</u>	404500.00		<u>Plan Grant</u>		
<u>Other funds</u>	278000.00		<u>Hostel Welfare Fund</u>	21600.00	
<u>Corpus funds</u>			<u>Other Fund</u>	6000.00	
III <u>Income on investments from</u>			<u>Corpus Fund</u>		
a) <u>Earmarked/Endow. Funds</u>			III <u>Investments and deposits made</u>		
b) <u>Own Funds (other Investments)</u>	3878146.00		a) <u>Out of Earmarked/Endow Funds</u>	9760000.00	
<u>Withdrawal from FDR/Liquid Deposits</u>			IV <u>Expenditure on Fixed Assets &</u>		
<u>Earmarked/Endow. Funds</u>			<u>Capital Work-in-Progress</u>	4206755.00	
IV <u>Interest Received</u>			a) <u>Fixed Assets & Capital</u>		
a) <u>On Bank deposits</u>	329801.00		<u>work in progress</u>		
V <u>Other Income (Specify)</u>			V <u>Refund of surplus money/Loans</u>		
<u>Miscellaneous Income</u>	4050.00		VI <u>Finance Charges (Interest)</u>		
<u>Rental Income</u>			<u>Loans & Advances</u>		
<u>Fees & Subscription</u>	3103302.00		<u>Surplus Debtors</u>	2000.00	
VI <u>Amount Borrowed</u>			<u>Recoverable Advance</u>	325049.00	
<u>Caution Money</u>			VII <u>Liabilities</u>		
<u>Hostel Deposits</u>	369250.00		<u>Caution Money Deposits</u>	15250.00	
<u>State Cheque</u>	2536.00		<u>Salary Deductions</u>	58360.00	

		(Amount - Rs.)			
RECEIPTS	Current Year	Previous Year	PAYMENTS	Current Year	Previous Year
Miscellaneous Fees			Other Expenses	590.00	
Tender Form Fees	53100.00		Expenses Payable	43045.00	
Scholarship			Hostel	42000.00	
Corpus Fund			Education Loan	23000.00	
Other Receipts	1059.00				
Hostel	216250.00				
Education Loan	23000.00		VIII Closing Balances		
			a) Cash in hand	560.00	
Refund of Advances			b) Bank Balance		
Recoverable Advance	155777.00		In Current Accounts	30047178.00	
Others Refunds			In Deposits Accounts		
			Savings Accounts		
Grand Total	47,813,149	0	Grand Total	47,813,149	0.00

m. p.

Director

NATIONAL INSTITUTE OF TECHNOLOGY UTTARAKHAND

SUMARI - SRINAGAR

9 Investments

1-Apr-2010 to 31-Mar-2011

PARTICULAR	Opening	Transactions		Closing
		Debit	Credit	
F.D.R A/c 0031631169867 (S.T.)		1000000.00	1000000.00	
F.D.R A/C No.31631174129 (S.T.)		1000000.00		1000000.00
F.D.R A/C No.31631178996 (S.T.)		1000000.00		1000000.00
F.D.R A/C No.31631182131 (S.T.)		1000000.00		1000000.00
F.D.R A/c No.31631188575 (S.T.)		1000000.00		1000000.00
F.D.R A/C No.31631192648 (S.T.)		1000000.00		1000000.00
F.D.R A/C No.31631195785 (S.T.)		1000000.00		1000000.00
REC.FDR A/c No.7243 (S.T.)		1448850.00	1448850.00	
REC.FDR A/c No.79 (S.T.)		1175000.00	1175000.00	
REC. FDR A/C NO.9426 (S.T.)		162684.00	162684.00	
Grand Total		9786534.00	3786534.00	6000000.00